

FORM 1

Company Name & Code : Shriram Life Insurance Company Limited & 128

Statement as on : 30.06.2010


Statement of Investment and Income on Investment

Name of the Fund : Life Fund

Periodicity of Submission : Quarterly

Rs. Lakhs

No	Category of Investment	COI	Current Quarter				Year to Date				Previous Year			
			Investment (Rs.)	Income on Investment (Rs.)	Gross Yield (%) *	Net Yield (%)	Investment (Rs.)	Income on Investment (Rs.)	Gross Yield (%) *	Net Yield (%)	Investment (Rs.)	Income on Investment (Rs.)	Gross Yield (%)	Net Yield (%)
A	GOVERNMENT SECURITIES													
A01	Central Government Bonds	CGSB	8,301.93	131.82	6.35	5.45	8,301.93	131.82	6.35	5.45	7,746.19	488.59	6.23	6.24
A02	Special Deposits	CSPD												
A03	Deposit under section 7 of Insurance Act, 1938	CDSS	756.32	13.88	7.34	6.30	756.32	13.88	7.34	6.30	756.53	55.51	7.35	7.34
A04	Treasury Bills	CTRB												
B	GOVERNMENT SECURITIES/ OTHER APPROVED SECURITIES													
B01	Central Government Guaranteed Loans / Bonds	CGSL												
B02	State Government Bonds	SGGB												
B03	State Government Guaranteed Loans	SGGL												
B04	Other Approved Securities (excluding Infrastructure Investments)	SGOA	3,099.25	65.76	8.49	7.28	3,099.25	65.76	8.49	7.28	1,744.91	169.03	9.11	7.82
B05	Guaranteed Equity	SGGE												
C	HOUSING & LOANS TO STATE GOVT. FOR HOUSING AND FIRE FIGHTING EQUIPMENT													
C01	Loans to State Government for Housing	HLSH												
C02	Loans to State Government for Fire Fighting Equipments	HLSF												
C03	Term Loan - HUDCO / NHB / Institutions accredited by NHB	HTLH												
C04	Commerical Papars - NHB / Institutions accredited by NHB	HTLN												
C05	Housing - Securitised Assets	HMBS												
C06	Debentures / Bonds / CP's / Loans - (Promoter Group)	HDPG												
	<u>Taxable Bonds</u>													
C06	Bonds/ Debentures issued by HUDCO	HTHD												
C07	Bonds/ Debentures issued by NHB / Institutions accredited by NHB	HTDN	678.19	15.00	8.85	7.59	678.19	15.00	8.85	7.59	677.91	60.16	8.87	7.62
C08	Bonds/ Debentures issued by Authority constituted under any Housing/ Building Scheme approved by Central/ State/ and Authority or Body constituted by Central/ State Act	HTDA												
	<u>Tax Free Bonds</u>													
C09	Bonds/ Debentures issued by HUDCO	HFHD												
C010	Bonds/ Debentures issued by NHB / Institutions accredited by NHB	HFDN												




Statement of Investment and Income on Investment

Name of the Fund : Life Fund

Periodicity of Submission : Quarterly

Rs. Lakhs

No	Category of Investment	COI	Current Quarter				Year to Date				Previous Year			
			Investment (Rs.)	Income on Investment (Rs.)	Gross Yield (%) *	Net Yield (%)	Investment (Rs.)	Income on Investment (Rs.)	Gross Yield (%) *	Net Yield (%)	Investment (Rs.)	Income on Investment (Rs.)	Gross Yield (%)	Net Yield (%)
C011	Bonds/ Debentures issued by Authority constituted under any Housing/ Building Scheme approved by Central/ State/ any Authority or Body constituted by Central/ State Act	HFDA												
D	INFRASTRUCTURE INVESTMENTS													
D01	Infrastructure - Other Approved Securities	ISAS												
D02	Infrastructure - PSU - Equity shares - Quoted	ITPE												
D03	Infrastructure - Corporate Securities - Equity shares - Quoted	ITCE												
D04	Infrastructure - Equity and Equity Related Instruments (Promoter Group)	IEPG												
D05	Infrastructure - Securitised Assets	IESA												
D06	Infrastructure - Debentures/ Bonds / CPs / Loans - (Promoter Group)	IDPG												
	TAXABLE BONDS													
D07	Infrastructure - PSU - Debentures / Bonds	IPTD	5,977.15	70.12	4.69	4.03	5,977.15	70.12	4.69	4.03	4,714.82	373.66	7.53	6.47
D08	Infrastructure - PSU - CPs	IPCP												
D09	Infrastructure - Other Corporate Securities - Debentures / Bonds	ICTD												
D10	Infrastructure - Other Corporate Securities - CPs	ICCP												
D11	Infrastructure - Term Loans (with Charge)	ILWC												
	TAX FREE BONDS													
D12	Infrastructure - PSU - Debentures / Bonds	IPFD												
D13	Infrastructure - Other Corporate Securities - Debentures / Bonds	ICFD												
E	APPROVED INVESTMENT SUBJECT TO EXPOSURE NORMS													
E01	PSU - Equity shares - Quoted	EAEQ	53.18	10.62	79.87	68.56	53.18	10.62	79.87	68.56	75.77	74.68	91.08	78.18
E02	Corporate Securities - Equity shares (Ordinary) - Quoted	EACE	367.13	23.98	26.13	22.43	367.13	23.98	26.13	22.43	222.76	129.05	61.52	52.81
E03	Equity Shares - Companies incorporated outside India (invested prior to IRDA Regulations)	EFES												
E04	Equity Shares (incl. Equity related Instruments) - Promoter Group	EEPG												
E05	Corporate Securities - Bonds - (Taxable)	EPBT									184.62	(34.92)	-5.82	-5.00
E06	Corporate Securities - Bonds - (Tax Free)	EPBF												
E07	Corporate Securities - Preference Shares	EPNQ									1.79	0.07	4.00	3.43
E08	Corporate Securities - Investments in Subsidiaries	ECIS												
E09	Corporate Securities - Debentures	ECOS	1,011.08	21.64	8.56	7.35	1,011.08	21.64	8.56	7.35	1,339.97			6.29




Statement of Investment and Income on Investment

Name of the Fund : Life Fund

Periodicity of Submission : Quarterly

Rs. Lakhs

No	Category of Investment	COI	Current Quarter				Year to Date				Previous Year			
			Investment (Rs.)	Income on Investment (Rs.)	Gross Yield (%) *	Net Yield (%)	Investment (Rs.)	Income on Investment (Rs.)	Gross Yield (%) *	Net Yield (%)	Investment (Rs.)	Income on Investment (Rs.)	Gross Yield (%)	Net Yield (%)
E10	Corporate Securities - Debentures / Bonds / CPs / Loan - (Promoter Group)	EDPG	1,106.85	36.42	13.16	11.30	1,106.85	36.42	13.16	11.30	273.14	67.25	6.52	5.59829
E11	Corporate Securities - Derivative Instruments	ECDI												
E12	Investment properties - Immovable	EINP												
E13	Loans - Policy Loans	ELPL												
E14	Loans - Secured Loans - Mortgage of Property in India (Term Loan)	ELMI												
E15	Loans - Secured Loans - Mortgage of Property outside India (Term Loan)	ELMO												
E16	Deposits - Deposit with scheduled Banks, FIs (incl. Bank Balance awaiting Investment), CCIL, RBI	ECDB	1,248.25	28.08	9.00	7.72	1,248.25	28.08	9.00	7.72	1,158.89	98.21	8.81	7.57
E17	Deposits - CDs with Scheduled Banks	EDCD												
E18	Deposits - Repo / Reverse Repo	ECMR												
E19	Deposit with Primary Dealers duly recognised by Reserve Bank of India	EDPD												
E20	CCIL - CBLO	ECBO												
E21	Commercial Papers	ECCP												
E22	Application Money	ECAM												
E23	Perpetual Debt Instruments of Tier I & II Capital issued by PSU Banks	EUPD	149.82	3.39	9.05	7.77	149.82	3.39	9.05	7.77	5.76	1.38	1.84	1.58
E24	Perpetual Debt Instruments of Tier I & II Capital issued by Non - PSU Banks	EPPD												
E25	Perpetual Non - Cum. P.Shares & Redemeemabe Cumulative P.Shares of Tier 1 & 2 Capital issued by PSU Banks	EUPS												
E26	Perpetual Non - Cum. P.Shares & Redemeemabe Cumulative P.Shares of Tier 1 & 2 Capital issued by Non - PSU Banks	EPPS												
E27	Foreign Debt Securities (invested prior to IRDA Regulations)	EFDS												
E28	Mutual Funds - Gilt / G Sec / Liquid Schemes	EGMF	221.99	-		-	221.99	-		-	143.08	4.59	2.59	2.22
E29	Mutual Funds - (under Insurer's Promoter Group)	EMPG												
E30	Net Current Assets (Only in respect of ILIP Business)	ENCA												
F	OTHER INVESTMENTS													
F01	Bonds - PSU - Taxable	OBPT												
F02	Bonds - PSU - Tax Free	OBPF												
F03	Equity Shares (incl Co-op Societies)	OESH	126.46	(13.95)	(44.13)	(37.88)	126.46	(13.95)	-44.13	(37.88)	167.70	37.62	31.03	26.63
F04	Equity Shares (PSUs & Unlisted)	OEPU												



Statement of Investment and Income on Investment
Periodicity of Submission : Quarterly

Name of the Fund : Life Fund

Rs. Lakhs

No	Category of Investment	COI	Current Quarter				Year to Date				Previous Year			
			Investment (Rs.)	Income on Investment (Rs.)	Gross Yield (%) *	Net Yield (%)	Investment (Rs.)	Income on Investment (Rs.)	Gross Yield (%) *	Net Yield (%)	Investment (Rs.)	Income on Investment (Rs.)	Gross Yield (%)	Net Yield (%)
F05	Equity Shares (incl. Equity related Instruments) - Promoter Group	OEPG												
F06	Debentures	OLDB	353.74	8.76	9.90	8.50	353.74	8.76	9.90	8.50	27.24	35.13	2.45	2.10
F07	Debentures / Bonds / CPs / Loans etc.- (Promoter Group)	ODPG									667.28	61.53	6.74	5.78
F08	Commercial Papers	OACP												
F09	Preference Shares	OPSH												
F10	Venture Fund	OVNF												
F11	Short term Loans (Unsecured Deposits)	OSLU												
F12	Term Loans (without Charge)	OTLW												
F13	Mutual Funds - Debt / Income / Serial Plans / Liquid Schemes *** earlier CAT Code OMLF	OMGS												
F14	Mutual Funds - (under Insurer's Promoter Group)	OMPG												
F15	Derivative Instruments	OCDI												
F16	Securitized Assets	OPSA												
F17	Investment Properties - Immovable	OIPI												
TOTAL			23,451.34	415.50	7.09	6.08	23,451.34	415.50	7.09	6.08	19,908.36	1,714.27	8.52	7.31

CERTIFICATION


Certified that the information given herein are correct and complete to the best of my knowledge and belief and nothing has been suppressed.

* Annualized yields

Reclassification of Investments done in the Current Year as per the IRDA (Investment) (Fourth Amendment) Regulations, 2008 published on 22nd Aug 2008.

Date : 14.08.2010


B.R. Hariharam
Chief Investment Officer



FORM 1

Company Name & Code : Shriram Life Insurance Company Limited & 128

Statement as on : 30.06.2010

Statement of Investment and Income on Investment

Periodicity of Submission : Quarterly

Name of the Fund : Pension & Annuity Fund

Rs. Lakhs

No	Category of Investment	COI	Current Quarter				Year to Date				Previous Year			
			Investment (Rs.)	Income on Investment (Rs.)	Gross Yield (%) *	Net Yield (%)	Investment (Rs.)	Income on Investment (Rs.)	Gross Yield (%) *	Net Yield (%)	Investment (Rs.)	Income on Investment (Rs.)	Gross Yield (%)	Net Yield (%)
A	GOVERNMENT SECURITIES													
A01	Central Government Bonds	CGSB	4.54	0.07	6.54	5.61	4.54	0.07	6.54	5.61	3.18	0.03	0.01	0.01
A02	Special Deposits	CSPD												
A03	Deposit under section 7 of Insurance Act, 1938	CDSS				-				-				
A04	Treasury Bills	CTRB												
B	GOVERNMENT SECURITIES/ OTHER APPROVED SECURITIES													
B01	Central Government Guaranteed Loans / Bonds	CGSL												
B02	State Government Bonds	SGGB												
B03	State Government Guaranteed Loans	SGGL												
B04	Other Approved Securities (excluding Infrastructure Investments)	SGOA				-				-				
B05	Guaranteed Equity	SGGE												
C	HOUSING & LOANS TO STATE GOVT. FOR HOUSING AND FIRE FIGHTING EQUIPMENT													
C01	Loans to State Government for Housing	HLSH												
C02	Loans to State Government for Fire Fighting Equipments	HLSF												
C03	Term Loan - HUDCO / NHB / Institutions accredited by NHB	HTLH												
C04	Commercial Papers - NHB / Institutions accredited by NHB	HTLN												
C05	Housing - Securitised Assets	HMBS												
C06	Debentures / Bonds / CP's / Loans - (Promoter Group)	HDPG												
	<u>Taxable Bonds</u>													
C06	Bonds/ Debentures issued by HUDCO	HTHD												
C07	Bonds/ Debentures issued by NHB / Institutions accredited by NHB	HTDN				-				-				
C08	Bonds/ Debentures issued by Authority constituted under any Housing/ Building Scheme approved by Central/ State/ and Authority or Body constituted by Central/ State Act	HTDA												
	<u>Tax Free Bonds</u>													
C09	Bonds/ Debentures issued by HUDCO	HFHD												
C010	Bonds/ Debentures issued by NHB / Institutions accredited by NHB	HFDN												



Statement of Investment and Income on Investment

Name of the Fund : Pension & Annuity Fund

Periodicity of Submission : Quarterly

Rs. Lakhs

No	Category of Investment	COI	Current Quarter				Year to Date				Previous Year			
			Investment (Rs.)	Income on Investment (Rs.)	Gross Yield (%) *	Net Yield (%)	Investment (Rs.)	Income on Investment (Rs.)	Gross Yield (%) *	Net Yield (%)	Investment (Rs.)	Income on Investment (Rs.)	Gross Yield (%)	Net Yield (%)
C011	Bonds/ Debentures issued by Authority constituted under any Housing/ Building Scheme approved by Central/ State/ any Authority or Body constituted by Central/ State Act	HFDA												
D	INFRASTRUCTURE INVESTMENTS													
D01	Infrastructure - Other Approved Securities	ISAS												
D02	Infrastructure - PSU - Equity shares - Quoted	ITPE												
D03	Infrastructure - Corporate Securities - Equity shares - Quoted	ITCE												
D04	Infrastructure - Equity and Equity Related Instruments (Promoter Group)	IEPG												
D05	Infrastructure - Securitised Assets	IESA												
D06	Infrastructure - Debentures/ Bonds / CPs / Loans - (Promoter Group)	IDPG												
	<u>TAXABLE BONDS</u>													
D07	Infrastructure - PSU - Debentures / Bonds	IPTD				-				-				
D08	Infrastructure - PSU - CPs	IPCP												
D09	Infrastructure - Other Corporate Securities - Debentures / Bonds	ICTD												
D10	Infrastructure - Other Corporate Securities - CPs	ICCP												
D11	Infrastructure - Term Loans (with Charge)	ILWC												
	<u>TAX FREE BONDS</u>													
D12	Infrastructure - PSU - Debentures / Bonds	IPFD												
D13	Infrastructure - Other Corporate Securities - Debentures / Bonds	ICFD												
E	APPROVED INVESTMENT SUBJECT TO EXPOSURE NORMS													
E01	PSU - Equity shares - Quoted	EAEQ				-				-				
E02	Corporate Securities - Equity shares (Ordinary) - Quoted	EACE				-				-				
E03	Equity Shares - Companies incorporated outside India (invested prior to IRDA Regulations)	EFES												
E04	Equity Shares (incl. Equity related Instruments) - Promoter Group	EEPG												
E05	Corporate Securities - Bonds - (Taxable)	EPBT												
E06	Corporate Securities - Bonds - (Tax Free)	EPBF												
E07	Corporate Securities - Preference Shares	EPNQ				-				-				
E08	Corporate Securities - Investments in Subsidiaries	ECIS												
E09	Corporate Securities - Debentures	ECOS				-				-				



Periodicity of Submission : Quarterly

Rs. Lakhs

No	Category of Investment	COI	Current Quarter				Year to Date				Previous Year			
			Investment (Rs.)	Income on Investment (Rs.)	Gross Yield (%) *	Net Yield (%)	Investment (Rs.)	Income on Investment (Rs.)	Gross Yield (%) *	Net Yield (%)	Investment (Rs.)	Income on Investment (Rs.)	Gross Yield (%)	Net Yield (%)
E10	Corporate Securities - Debentures / Bonds / CPs / Loan - (Promoter Group)	EDPG				-				-				
E11	Corporate Securities - Derivative Instruments	ECDI												
E12	Investment properties - Immovable	EINP												
E13	Loans - Policy Loans	ELPL												
E14	Loans - Secured Loans - Mortgage of Property in India (Term Loan)	ELMI												
E15	Loans - Secured Loans - Mortgage of Property outside India (Term Loan)	ELMO												
E16	Deposits - Deposit with scheduled Banks, FIs (incl. Bank Balance awaiting Investment), CCIL, RBI	ECDB				-				-				
E17	Deposits - CDs with Scheduled Banks	EDCD												
E18	Deposits - Repo / Reverse Repo	ECMR												
E19	Deposit with Primary Dealers duly recognised by Reserve Bank of India	EDPD												
E20	CCIL - CBLO	ECBO												
E21	Commercial Papers	ECCP												
E22	Application Money	ECAM												
E23	Perpetual Debt Instruments of Tier I & II Capital issued by PSU Banks	EUPD								-				
E24	Perpetual Debt Instruments of Tier I & II Capital issued by Non - PSU Banks	EPPD												
E25	Perpetual Non - Cum. P.Shares & Redemeemabe Cumulative P.Shares of Tier 1 & 2 Capital issued by PSU Banks	EUPS												
E26	Perpetual Non - Cum. P.Shares & Redemeemabe Cumulative P.Shares of Tier 1 & 2 Capital issued by Non - PSU Banks	EPPS												
E27	Foreign Debt Securities (invested prior to IRDA Regulations)	EFDS												
E28	Mutual Funds - Gilt / G Sec / Liquid Schemes	EGMF				-				-				
E29	Mutual Funds - (under Insurer's Promoter Group)	EMPG												
E30	Net Current Assets (Only in respect of ILIP Business)	ENCA												
F	OTHER INVESTMENTS													
F01	Bonds - PSU - Taxable	OBPT												
F02	Bonds - PSU - Tax Free	OBPF												
F03	Equity Shares (incl Co-op Societies)	OESH				-				-				
F04	Equity Shares (PSUs & Unlisted)	OEPU												



Statement of Investment and Income on Investment

Name of the Fund : Pension & Annuity Fund

Periodicity of Submission : Quarterly

Rs. Lakhs

No	Category of Investment	COI	Current Quarter				Year to Date				Previous Year			
			Investment (Rs.)	Income on Investment (Rs.)	Gross Yield (%) *	Net Yield (%)	Investment (Rs.)	Income on Investment (Rs.)	Gross Yield (%) *	Net Yield (%)	Investment (Rs.)	Income on Investment (Rs.)	Gross Yield (%)	Net Yield (%)
F05	Equity Shares (incl. Equity related Instruments) - Promoter Group	OEPG												
F06	Debentures	OLDB												
F07	Debentures / Bonds / CPs / Loans etc. - (Promoter Group)	ODPG												
F08	Commercial Papers	OACP												
F09	Preference Shares	OPSH												
F10	Venture Fund	OVNF												
F11	Short term Loans (Unsecured Deposits)	OSLU												
F12	Term Loans (without Charge)	OTLW												
F13	Mutual Funds - Debt / Income / Serial Plans / Liquid Schemes *** earlier CAT Code OMLF	OMGS												
F14	Mutual Funds - (under Insurer's Promoter Group)	OMPG												
F15	Derivative Instruments	OCDI												
F16	Securitized Assets	OPSA												
F17	Investment Properties - Immovable	OIPI												
TOTAL			4.54	0.07	6.54	5.61	4.54	0.07	6.54	5.61	3.18	0.03	0.01	0.01

CERTIFICATION


Certified that the information given herein are correct and complete to the best of my knowledge and belief and nothing has been suppressed.

* Annualized yields

Reclassification of Investments done in the Current Year as per the IRDA (Investment) (Fourth Amendment) Regulations, 2008 published on 22nd Aug 2008.

Date : 14.08.2010


B.R. Hariharam
Chief Investment Officer



FORM 1

Company Name & Code : Shriram Life Insurance Company Limited & 128

Statement as on : 30.06.2010


Statement of Investment and Income on Investment

Name of the Fund : Linked Insurance Fund

Periodicity of Submission : Quarterly

Rs. Lakhs

No	Category of Investment	COI	Current Quarter				Year to Date				Previous Year			
			Investment (Rs.)	Income on Investment (Rs.)	Gross Yield (%) *	Net Yield (%)	Investment (Rs.)	Income on Investment (Rs.)	Gross Yield (%) *	Net Yield (%)	Investment (Rs.)	Income on Investment (Rs.)	Gross Yield (%)	Net Yield (%)
A	GOVERNMENT SECURITIES													
A01	Central Government Bonds	CGSB	2,779.08	103.54	14.90	14.90	2,779.08	103.54	14.90	14.90	1,479.51	74.50	6.13	6.13
A02	Special Deposits	CSPD												
A03	Deposit under section 7 of Insurance Act, 1938	CDSS												
A04	Treasury Bills	CTRB												
B	GOVERNMENT SECURITIES/ OTHER APPROVED SECURITIES													
B01	Central Government Guaranteed Loans / Bonds	CGSL												
B02	State Government Bonds	SGGB												
B03	State Government Guaranteed Loans	SGGL												
B04	Other Approved Securities (excluding Infrastructure Investments)	SGOA	1,174.96	36.26	12.34	12.34	1,174.96	36.26	12.34	12.34	56.16	9.61	1.32	1.3161787
B05	Guaranteed Equity	SGGE												
C	HOUSING & LOANS TO STATE GOVT. FOR HOUSING AND FIRE FIGHTING EQUIPMENT													
C01	Loans to State Government for Housing	HLSH												
C02	Loans to State Government for Fire Fighting Equipments	HLSF												
C03	Term Loan - HUDCO / NHB / Institutions accredited by NHB	HTLH												
C04	Commercial Papers - NHB / Institutions accredited by NHB	HTLN												
C05	Housing - Securitised Assets	HMBS												
C06	Debentures / Bonds / CP's / Loans - (Promoter Group)	HDPG												
	<u>Taxable Bonds</u>													
C06	Bonds/ Debentures issued by HUDCO	HTHD												
C07	Bonds/ Debentures issued by NHB / Institutions accredited by NHB	HTDN	3,572.05	105.76	11.84	11.84	3,572.05	105.76	11.84	11.84	3,074.19	331.70	10.61	10.61
C08	Bonds/ Debentures issued by Authority constituted under any Housing/ Building Scheme approved by Central/ State/ and Authority or Body constituted by Central/ State Act	HTDA												
	<u>Tax Free Bonds</u>													




Statement of Investment and Income on Investment

Name of the Fund : Linked Insurance Fund

Periodicity of Submission : Quarterly

Rs. Lakhs

No	Category of Investment	COI	Current Quarter				Year to Date				Previous Year			
			Investment (Rs.)	Income on Investment (Rs.)	Gross Yield (%) *	Net Yield (%)	Investment (Rs.)	Income on Investment (Rs.)	Gross Yield (%) *	Net Yield (%)	Investment (Rs.)	Income on Investment (Rs.)	Gross Yield (%)	Net Yield (%)
C09	Bonds/ Debentures issued by HUDCO	HFHD												
C010	Bonds/ Debentures issued by NHB / Institutions accredited by NHB	HF DN												
C011	Bonds/ Debentures issued by Authority constituted under any Housing/ Building Scheme approved by Central/ State/ any Authority or Body constituted by Central/ State Act	HFDA												
D	INFRASTRUCTURE INVESTMENTS													
D01	Infrastructure - Other Approved Securities	ISAS												
D02	Infrastructure - PSU - Equity shares - Quoted	ITPE												
D03	Infrastructure - Corporate Securities - Equity shares - Quoted	ITCE												
D04	Infrastructure - Equity and Equity Related Instruments (Promoter Group)	IEPG												
D05	Infrastructure - Securitised Assets	IESA												
D06	Infrastructure - Debentures/ Bonds / CPs / Loans - (Promoter Group)	IDPG												
	<u>TAXABLE BONDS</u>													
D07	Infrastructure - PSU - Debentures / Bonds	IPTD	15,114.41	459.38	12.16	12.16	15,114.41	459.38	12.16	12.16	7,131.24	709.47	8.87	8.87
D08	Infrastructure - PSU - CPs	IPCP												
D09	Infrastructure - Other Corporate Securities - Debentures / Bonds	ICTD												
D10	Infrastructure - Other Corporate Securities - CPs	ICCP												
D11	Infrastructure - Term Loans (with Charge)	ILWC												
	<u>TAX FREE BONDS</u>													
D12	Infrastructure - PSU - Debentures / Bonds	IPFD												
D13	Infrastructure - Other Corporate Securities - Debentures / Bonds	ICFD												
E	APPROVED INVESTMENT SUBJECT TO EXPOSURE NORMS													
E01	PSU - Equity shares - Quoted	EAEQ	10,724.39	1,019.79	38.04	38.04	10,724.39	1,019.79	38.04	38.04	9,275.20	4,157.34	42.57	42.57
E02	Corporate Securities - Equity shares (Ordinary) - Quoted	EACE	65,318.66	1,429.88	8.76	8.76	65,318.66	1,429.88	8.76	8.76	40,027.54	20,497.96	59.92	59.92
E03	Equity Shares - Companies incorporated outside India (invested prior to IRDA Regulations)	EFES												
E04	Equity Shares (incl. Equity related Instruments) - Promoter Group	EEPG	260.11	32.60	50.14	50.14	260.11	32.60	50.14	50.14	55.49	67.63	33.55	33.553808
E05	Corporate Securities - Bonds - (Taxable)	EPBT												



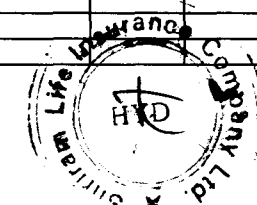
Statement of Investment and Income on Investment

Name of the Fund : Linked Insurance Fund

Periodicity of Submission : Quarterly

Rs. Lakhs

No	Category of Investment	COI	Current Quarter				Year to Date				Previous Year			
			Investment (Rs.)	Income on Investment (Rs.)	Gross Yield (%) *	Net Yield (%)	Investment (Rs.)	Income on Investment (Rs.)	Gross Yield (%) *	Net Yield (%)	Investment (Rs.)	Income on Investment (Rs.)	Gross Yield (%)	Net Yield (%)
E06	Corporate Securities - Bonds - (Tax Free)	EPBF												
E07	Corporate Securities - Preference Shares	EPNQ									11.91	25.88	161.99	161.99
E08	Corporate Securities - Investments in Subsidiaries	ECIS												
E09	Corporate Securities - Debentures	ECOS	4,900.25	109.82	8.96	8.96	4,900.25	109.82	8.96	8.96	8,191.45	740.09	9.21	9.21
E10	Corporate Securities - Debentures / Bonds / CPs / Loan - (Promoter Group)	EDPG	2,363.80	115.79	19.59	19.59	2,363.80	115.79	19.59	19.59	223.81	117.19	21.61	21.611606
E11	Corporate Securities - Derivative Instruments	ECDI												
E12	Investment properties - Immovable	EINP												
E13	Loans - Policy Loans	ELPL												
E14	Loans - Secured Loans - Mortgage of Property in India (Term Loan)	ELMI												
E15	Loans - Secured Loans - Mortgage of Property outside India (Term Loan)	ELMO												
E16	Deposits - Deposit with scheduled Banks, FIs (incl. Bank Balance awaiting Investment), CCIL, RBI	ECDB	2,030.35	45.76	9.02	9.02	2,030.35	45.76	9.02	9.02	1,691.53	154.54	9.22	9.22
E17	Deposits - CDs with Scheduled Banks	EDCD												
E18	Deposits - Repo / Reverse Repo	ECMR												
E19	Deposit with Primary Dealers duly recognised by Reserve Bank of India	EDPD												
E20	CCIL - CBLO	ECBO												
E21	Commercial Papers	ECCP												
E22	Application Money	ECAM												
E23	Perpetual Debt Instruments of Tier I & II Capital issued by PSU Banks	EUPD									31.14	22.44	5.54	5.54
E24	Perpetual Debt Instruments of Tier I & II Capital issued by Non - PSU Banks	EPPD	540.48	11.51	12.65	12.65	540.48	11.51	12.65	12.65	538.94	58.96	10.93	10.93
E25	Perpetual Non - Cum. P.Shares & Redemeemabe Cumulative P.Shares of Tier 1 & 2 Capital issued by PSU Banks	EUPS												
E26	Perpetual Non - Cum. P.Shares & Redemeemabe Cumulative P.Shares of Tier 1 & 2 Capital issued by Non - PSU Banks	EPPS												
E27	Foreign Debt Securities (Invested prior to IRDA Regulations)	EFDS												
E28	Mutual Funds - Gilt / G Sec / Liquid Schemes	EGMF	105.16	1.73	6.58	6.58	105.16	1.73	6.58	6.58	659.51	22.59	5.65	5.65
E29	Mutual Funds - (under Insurer's Promoter Group)	EMPG												
F	OTHER INVESTMENTS													



Statement of Investment and Income on Investment

Name of the Fund : Linked Insurance Fund

Periodicity of Submission : Quarterly

Rs. Lakhs

No	Category of Investment	COI	Current Quarter				Year to Date				Previous Year			
			Investment (Rs.)	Income on Investment (Rs.)	Gross Yield (%) *	Net Yield (%)	Investment (Rs.)	Income on Investment (Rs.)	Gross Yield (%) *	Net Yield (%)	Investment (Rs.)	Income on Investment (Rs.)	Gross Yield (%)	Net Yield (%)
F01	Bonds - PSU - Taxable	OBPT												
F02	Bonds - PSU - Tax Free	OBPF												
F03	Equity Shares (incl Co-op Societies)	OESH	8,406.22	(623.20)	(29.65)	(29.65)	8,406.22	(623.20)	(29.65)	-29.65	8,474.15	3,444.08	35.55	35.55
F04	Equity Shares (PSUs & Unlisted)	OEPU												
F05	Equity Shares (incl. Equity related Instruments) - Promoter Group	OEPG	146.91	36.45	99.23	99.23	146.91	36.45	99.23	99.23	33.16	3.29	0.81	0.80897
F06	Debentures	OLDB	827.72	15.41	7.45	7.45	827.72	15.41	7.45	7.45	63.42	26.22	3.18	3.1797295
F07	Debentures / Bonds / CPs / Loans etc.- (Promoter Group)	ODPG												
F08	Commercial Papers	OACP												
F09	Preference Shares	OPSH												
F10	Venture Fund	OVNF												
F11	Short term Loans (Unsecured Deposits)	OSLU												
F12	Term Loans (without Charge)	OTLW												
F13	Mutual Funds - Debt / Income / Serial Plans / Liquid Schemes *** earlier CAT Code OMLF	OMGS												
F14	Mutual Funds - (under Insurer's Promoter Group)	OMPG												
F15	Derivative Instruments	OCDI												
F16	Securitized Assets	OPSA												
F17	Investment Properties - Immovable	OIPI												
TOTAL			118,264.54	2,900.47	9.81	9.81	118,264.54	2,900.47	9.81	9.81	81,018.36	30,463.49	22.56	22.56

CERTIFICATION

Certified that the information given herein are correct and complete to the best of my knowledge and belief and nothing has been suppressed.

* Annualized yields

Reclassification of Investments done as per the IRDA (Investment) (Fourth Amendment) Regulations, 2008 published on 22nd Aug 2008.

Date : 14.08.2010

